





This is the Hobby Boss 1/32 scale A-26 Invader tape up review.


The assembly of the kit is in stages so that you can see how all the subassemblies fit together as the model is progressively taped together. There are no notes associated with each picture. I am now posting tape ups in PDF format to coincide with my reviews on my YouTube channel "Scale Modeling with Mike Ashey".

I recommend that you download this PDF, print it out and make notes from the YouTube video.



































B-1























E-2

E-3




E-2


B-2

B-4


E-3










F-10































































































33 258 + 32 970
A-26B Invader



33 259 A-26B Invader seatbelts STEEL 1/32

eduard



2



1



2



3



3



3



4



4



4



© EDUARD 2020

Made in Czech Republic



